



ONTARIO POWER AUTHORITY



A Progress Report on Renewable Energy Standard Offer Program

November 2007

Introduction

This is the Renewable Energy Standard Offer Program (“RESOP”) Monthly Report for November 2007. The monthly report includes:

- Summary of RESOP projects
- Break-down of projects by energy source for the month of November and year to date
- Statistics on RESOP contracts executed, offered and in-progress (to-date)
- Projects reaching Commercial Operation for 2007.

Additional information on the OPA’s RESOP is provided in the following pages of this report and on the OPA web site at www.powerauthority.on.ca/SOP/.

Summary of RESOP Contracts Executed by Month

Table 1: Contracts Executed by Month (rounded to nearest kW)

	Wind		Solar PV		Water Power		Bio-Energy		Total	
	#	Capacity	#	Capacity	#	Capacity	#	Capacity	#	Capacity
January	4	30,600	3	23	1	1,500	0	0	8	32,123
February	10	99,900*	0	0	1	950	3	10,251	14	111,101
March	6	49,460	6	40,006	2	18,180	0	0	14	107,646
April	8	68,650	18	10,125	0	0	3	12,660	29	91,435
May	5	49,600	5	9,142	2	3,200	1	4,625	13	66,567
June	9	89,600	9	29,238	2	200	0	0	20	119,038
July	0	0	5	68	1	250	0	0	6	318
August	6	42,902	26	20,008	1	709	3	2,843	36	66,462
September	2	10,065	18	10,095	2	4,000	3	9,010	25	33,170
October	12	102,250	24	70,052	2	2,840	1	8,439	39	183,581
November	0	0	21	20,191	0	0	3	10,350	24	30,540
Year to date	62	543,027	135	208,948	14	31,829	17	58,178	228	841,982

* 9 RESOP Contracts have been amended to increase capacity size

Chart 1: Total Capacity of RESOP Contracts per Fuel Source (Year to Date)

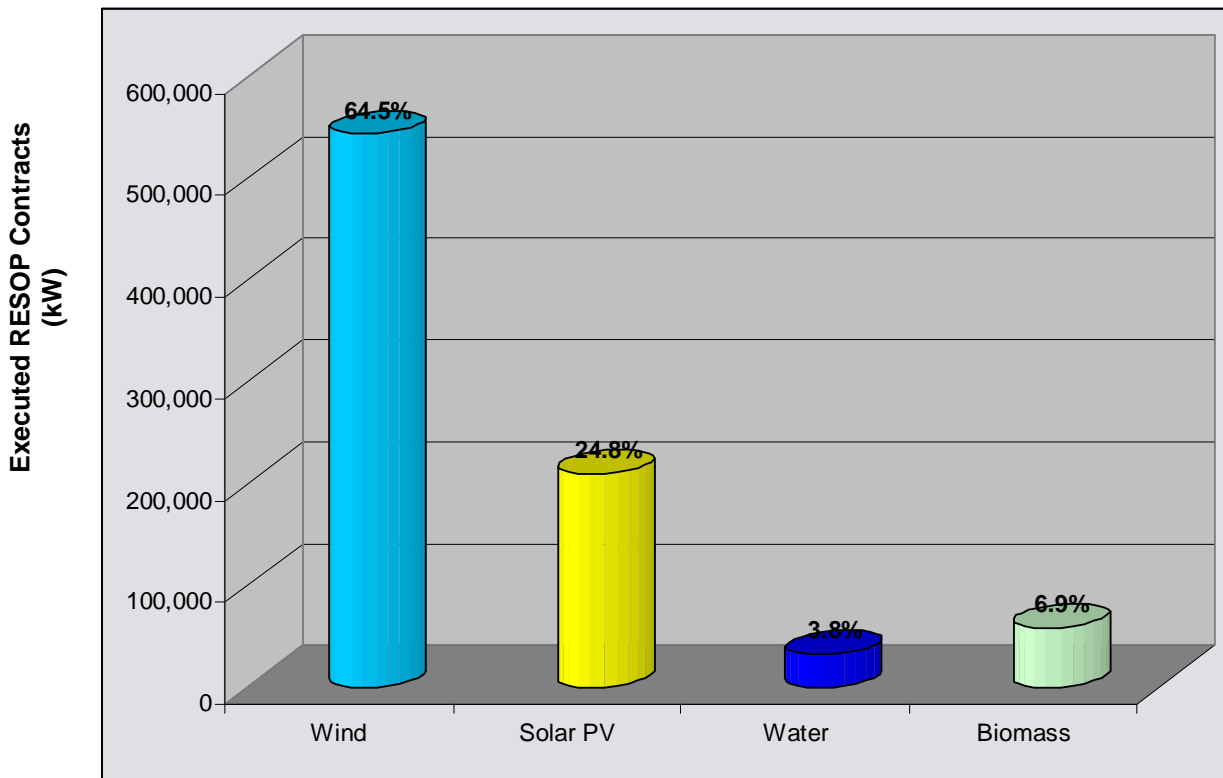
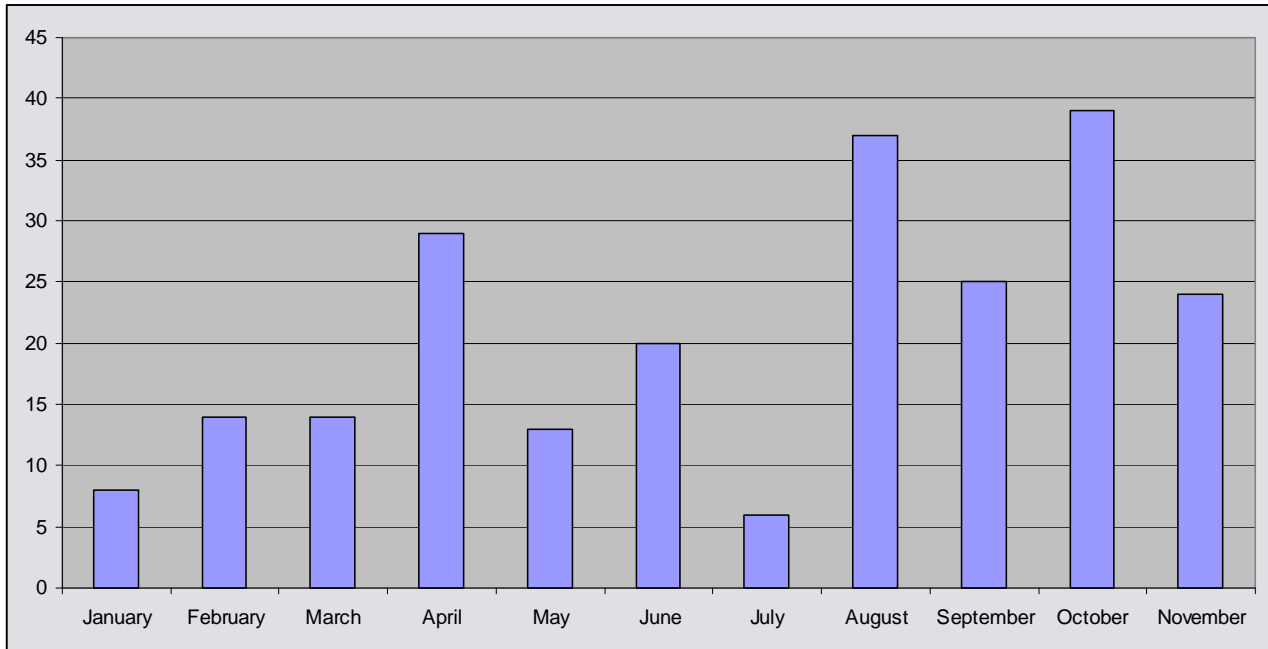


Chart 2: Total Number of Contracts Executed by Month



In the month of November, the OPA executed 24 RESOP Contracts, bringing the total to 228 executed RESOP Contracts. There are another 78 applications in process.

Break-down of Projects by Energy Source for Month of November

Contracts executed for the month of November are detailed in the following tables:

Table 2: Solar PV Contracts Executed in Month of November '07

Project Name	Project City	Proponent Name	Gross Capacity (kW)
851-10MW	Kawartha Lakes / Somerville	Community Hydro Corporation	10,000
Caleb's Solar Power	Toronto	Kevin Barrett & Lynne Woolcott	1.2
CaraCo Homes Solar Gridtie Project	Kingston	CaraCo Development Corporation	2
Desmond Fan	Scarborough	Desmond Fan	1.36
Dublin PS PV Demonstration Project	Toronto	Toronto District School Board	9.9
Fushimi Lake	Hearst	Ontario Parks	6
Heathcliff	Toronto	Martha Cronyn	2
Hillcrest Jr PS PV Demonstration Project	Toronto	Toronto District School Board	9.9
John deRuiter's Solar Gridtie Project	Kingston	John deRuiter	4
Kenneth Ngow	Thornhill	Kenneth Ngow	3
Lowry Grid Tie PV System	Coldwater	Josiah Lowry	4
Northbrook Medical Centre Gridtie System	Northbrook	Bernard Tobia	3
Q296 Anderson	Sharbot Lake	Peter Anderson	2
Ragaz SOP PV System	Peterborough	Stephan Ragaz	2.8
Roblyn one	Camden East Township	German Energy Altrnatives Inc.	9.9
Sarnia Solar 6	Sarnia	OptiSolar Farms Canada Inc.	10,000
SENYSHYN	Toronto	Monica Harhay	1
SunSaver1	Innerkip	Arntjen Solar NA	113
TDSB, Rawlinson Community School	Toronto	Toronto District School Board	9.9
Terra View Woodlawn	Guelph	Andrew Lambden	2.88
WISE, 40 Haverson	Toronto	Denise Lafrance and Larry Rivest	3.3

Table 3: Bio-Energy Power Contracts Executed in Month of November '07

Project Name	Project City	Proponent Name	Gross Capacity (kW)
Glanbrook Landfill Gas Power Plant	Binbrook	Hamilton Renewable Power Inc.	3,200
Greenview Power 951584 Ontario Inc.	Harcourt	Greenview Power 951584 Ontario Inc.	3,950
Thunder Bay Landfill Gas Utilization	Thunder Bay	Thunder Bay Hydro Renewable Power Inc.	3,200

Break-down of Projects by Energy Source Year-to-Date

Contracts executed to date are detailed in the following tables:

Table 4: Wind Contracts Executed to Date

Project Name	Project City	Proponent Name	Gross Capacity (kW)
Amos Bauman	RR1 St. Clements	Amos Bauman	65
Ashton Ridge Golf Course Wind Farm	Grand Valley	Grand Valley Wind Farms Inc.	9,000
Ashton Ridge Wind Farm F	Grand Valley	Grand Valley Wind Farms Inc.	9,900
Bisnett Line Wind Farm	Chatham-Kent	Gengrowth LP 1	10,000
Byng Wind Farm	Byng	AIM PowerGen Corporation	9,900
Conestogo Highlands Wind Farm Project 1	Drayton	Invenergy Wind Canada LLC	9,000
Conestogo Highlands Wind Farm Project 2	Drayton	Invenergy Wind Canada LLC	9,000
Cruikshank Wind Farm	Tiverton	Cruikshank Wind Farm Ltd.	9,900
Cultus Wind Farm	Clear Creek	AIM PowerGen Corporation	9,900
Exhibition Place Windturbine	Toronto	Toronto Hydro Energy Services Inc.	750
Ferndale Wind Farm	Lion's Head	Sky Generation Inc.	1,800
Forest Wind Farm	Forest	Forest Wind Power Inc.	9,900
Foymount Wind Park	Eganville	SkyPower Corp.	9,000
Frogmore Wind Farm	Clear Creek	AIM PowerGen Corporation	9,900
Front Line Wind Farm	Chatham-Kent	Gengrowth LP 1	10,000
Gracey Wind Farm	Lakeshore	Gengrowth LP 1	10,000
Grand Valley Wind Farm II A	Shelburne	Grand Valley Wind Farms Inc.	9,900
Hatherton	Maxwell	Malcolm Hamilton	9,000
Intelligent NRG Inc. Project 1	Aylmer	Intelligent NRG Inc.	10,000
Jura Wind	Thedford	Hog-Tied Farms Ltd.	250
Kevin and Marta Queen	Keewatin	Kevin Queen	2
Killaloe Wind Park	Killaloe	SkyPower Corp.	9,000
Lakehead 1	Thunder Bay	Ventus Energy Lakehead Windpower LP	9,000
Lakehead 10 Wind Park	Thunder Bay	Ventus Energy Lakehead Windpower LP	10,000

A Progress Report on Renewable Energy Standard Offer Program

Lakehead 2 Wind Park	Thunder Bay	Ventus Energy Lakehead Windpower LP	10,000
Lakehead 3 Wind Park	Thunder Bay	Ventus Energy Lakehead Windpower LP	10,000
Lakehead 4 Wind Park	Thunder Bay	Ventus Energy Lakehead Windpower LP	10,000
Lakehead 5 Wind Park	Thunder Bay	Ventus Energy Lakehead Windpower LP	10,000
Lakehead 6	Thunder Bay	Ventus Energy Lakehead Windpower LP	10,000
Lakehead 7 Wind Park	Thunder Bay	Ventus Energy Lakehead Windpower LP	10,000
Lakehead 8 Wind Park	Thunder Bay	Ventus Energy Lakehead Windpower LP	10,000
Lakehead 9 Wind Park	Thunder Bay	Ventus Energy Lakehead Windpower LP	10,000
Laurel Wind Farm	Orangeville	Wind Prospect Inc	9,900
Lisabeth Wind Park	Houghton Township	Echo Power Generation Inc.	9,900
Madawaska Wind Project	Madawaska	SkyPower Corp.	9,000
Marsh Line Wind Farm	Chatham-Kent	Gengrowth LP 1	10,000
Masonville	Shelburne	Malcolm Hamilton	9,000
Maxwell	Maxwell	Malcolm Hamilton	9,000
Merlin Wind Farm	Merlin	M.K. Ince and Associates Ltd.	9,900
Mohawk Point Wind Farm	Lowbanks	AIM PowerGen Corporation	9,900
Naylor Wind Farm	Lakeshore	Gengrowth LP 1	10,000
North Malden Wind Farm	Essex	Gengrowth LP 1	10,000
Oxley Wind Farm	Harrow	Verhoeven Energy	6,000
Port Albert Wind Farm	Goderich	EPCOR Renewable Power (Ontario) L. P.	660
Port Colborne Wind Farm I	Port Colborne	G-EN LTD.	9,900
Proof Line Wind Farm	Forest	Aeolian Energy Inc.	9,900
Ravenswood Wind Farm	Forest	Aeolian Energy Inc.	9,900
Redickville/Shrigley	Shelburne	Malcolm Hamilton	9,000
Richardson Wind Farm	Lakeshore	Gengrowth LP 1	10,000
Robitaille Farm Wind Park	Penetanguishene	Ventus Energy Robitaille Windpower LP	9,000
Royal Road 1 Wind Power Project	near Milford/Athol	Canadian Hydro Developers, Inc.	9,000
Royal Road 2 Wind Power Project	near Milford/Athol	Canadian Hydro Developers, Inc.	9,000
Silver Springs Wind Farm A	Flesherton	Flesherton Wind Energy	9,900

A Progress Report on Renewable Energy Standard Offer Program

Skyway 8 Wind Farm A	Dundalk	Skyway 8 Wind Energy Inc.	9,900
South Side Wind Farm	Amherstburg	Gengrowth LP 1	10,000
Swanton Line Wind Farm	Chatham-Kent	Gengrowth LP 1	10,000
The Arthur Wind Farm	Arthur	Arthur Wind Power Inc.	10,000
The Spring Bay Wind Farm	Spring Bay	Schneider Power Spring Bay Inc.	10,000
The Trout Creek Wind Farm	Trout Creek	Trout Creek Wind Power Inc.	10,000
Vienna Wind Park	Bayham Township	Echo Power Generation Inc	9,900
Wainfleet Wind Power Development	Wainfleet	Regional Municipality. of Niagara & Rankin Construction	10,000
Wilno Wind Park	Wilno	SkyPower Corp.	9,200

Table 5: Solar PV Contracts Executed to Date

Project Name	Project City	Proponent Name	Gross Capacity (kW)
265 Old Belleville Road	Deseronto	Marc Beaudoin	2
29 Bernard Avenue	Toronto	Ann Marie Keating	2
332 Schooner Cres.	Waterloo	Christopher MacKenzie	3.6
336logan	Toronto	Phillip King	1
851-10kW	Kawartha Lakes / Somerville	Community Hydro Corporation	10
851-10MW	Kawartha Lakes / Somerville	Community Hydro Corporation	10,000
AG ENERGY SOLAR ROOF	Guelph	Ag Energy Co-operative Ltd.	9.9
Albemarle Ridge Solar Home	Toronto	Lesley Mang , David Lang	2
ARISE Technologies Alpha One	Waterloo	Ian and Cathy Maclellan	8
Barrie's Asparagus	Cambridge	Tim Barrie	3
Belleville Solar House	Belleville	Sophia King	5
Belmont Solar 1	Belmont	OptiSolar Farms Canada Inc.	10,000
Belmont Solar 2	Belmont	OptiSolar Farms Canada Inc.	10,000
Beverstein	RR3 Mansfield	Alan Beverstein	3
Bluewater Solar 1	Sarnia	OptiSolar Farms Canada Inc.	10,000
Bluewater Solar 2	Sarnia	OptiSolar Farms Canada Inc.	10,000
Board of Governors of Exhibition Place	Toronto	Board of Governors of Exhibition Place	100

A Progress Report on Renewable Energy Standard Offer Program

Bowlker Rd Solar Project	Thunder Bay	SkyPower Corp.	9,120
Caleb's Solar Power	Toronto	Kevin Barrett & Lynne Woolcott	1.2
Campbellville Country Court	Campbellville	Stonegate Properties Inc.	5
CaraCo Homes Solar Gridtie Project	Kingston	CaraCo Development Corporation	2
Consulting Cadre/Clarity Healthcare	Toronto	Consulting Cadre International Inc.	3
Cumberland Photovoltaic Project	Mississauga	Jocelyn Lovell	6
Curtis Nickel Solar Gridtie Project	Sydenham	Curtis Nickel	4
Desmond Fan	Scarborough	Desmond Fan	1.36
Dublin PS PV Demonstration Project	Toronto	Toronto District School Board	9.9
Ehrlich/ Campbell	Caledon	Barbara Campbell	3
Farm of the Maples	Milton	Jay Thoman	4
Fort William First Nations Solar Farm	Thunder Bay	SkyPower Corp.	10,000
Friedrich Residence Solar PV	Morpeth	Stuart Friedrich	5
Fushimi Lake	Hearst	Ontario Parks	6
Garden Room PV	Elmvale	The Garden Room c/o Beverley Archer	10
Gregory Steele	Etobicoke	Gregory Steele	3
Greylawn Crescent Solar Project	Toronto	Doug Hutchinson	1
Hawkrich Solar Installation	Toronto	David & Helen Ullrich & Hawketts	2
Heathcliff	Toronto	Martha Cronyn	2
Hershey Centre Photovoltaic Installation	Mississauga	City of Mississauga	25
Hillcrest Jr PS PV Demonstration Project	Toronto	Toronto District School Board	9.9
Hillesum Farm	Campbellville	Red Rabbit Energy Corp.	10
Hinrich Farm	Beverly	Anne Hinrich	3
Hone Heke Hydro	Burlington	Teresa Seaton	4
Hunsburger Solar Power	Toronto	David Hunsburger	2
John deRuiter's Solar Gridtie Project	Kingston	John deRuiter	4
Jordens RoofTop PV Solar	Oxdrift (Van Horne Township)	Douglas F Jordens	3
Kenneth Ngow	Thornhill	Kenneth Ngow	3
Kevin and Marta Queen (solar)	Keewatin	Kevin Queen	4

A Progress Report on Renewable Energy Standard Offer Program

KJ-200708125	North York	Krassimire Jetchev	2
Little WhiteFish	Toronto	Susan Dexter Young	3
Louis #1	Madoc	Louis Sytsma	3
Lowry Grid Tie PV System	Coldwater	Josiah Lowry	4
MACV Holdings	Picton	MACV Holdings	3
MEC Building Toronto	Toronto	RESCo Energy Inc.	8
Miller PV 190 Collingwood Kingston	Kingston	Robert Miller	1
Northbrook Medical Centre Gridtie System	Northbrook	Bernard Tobia	3
Petrolia Solar 1	Petrolia	OptiSolar Farms Canada Inc.	10,000
Petrolia Solar 2	Petrolia	OptiSolar Farms Canada Inc.	10,000
PGG002	Sault Sainte Marie	Pod Generating Group	9,960
PGG1	Sault Sainte Marie	Pod Generating Group	9,960
Pleasant Vallay Solar	South Mountain	Chris Hallam	10
Powered by Zeuter	Parry Sound	Zeuter Development Corporation	1
Powered by Zeuter	Parry Sound	Zeuter Development Corporation	1
Powered by Zeuter	Parry Sound	Zeuter Development Corporation	1
Powered by Zeuter	Parry Sound	Zeuter Development Corporation	1
Pulver Power	Toronto	Na Ana Pulver	2
Q241 Ross	Milford	Don Ross	2
Q296 Anderson	Sharbot Lake	Peter Anderson	2
Queen's University Goodwin PVA	Kingston	Faculty of Applied Science	20
Ragaz SOP PV System	Peterborough	Stephan Ragaz	2.8
Region of Waterloo EMS Building 20kW PV	Cambridge	Region of Waterloo	20
RISE on Ashdale	Toronto	Peter Bird	2
Roblyn one	Camden East Township	German Energy Altrnatives Inc.	9.9
Ryerse Solar Farm	Port Dover	SkyPower Corp	9,120
Salvatore Amenta	Stouffville	Salvatore Amenta	3
Sarnia Solar 1	Sarnia	OptiSolar Farms Canada Inc.	10,000
Sarnia Solar 2	Sarnia	OptiSolar Farms Canada Inc.	10,000

A Progress Report on Renewable Energy Standard Offer Program

Sarnia Solar 3	Sarnia	OptiSolar Farms Canada Inc.	10,000
Sarnia Solar 4	Sarnia	OptiSolar Farms Canada Inc.	10,000
Sarnia Solar 5	Sarnia	OptiSolar Farms Canada Inc.	10,000
Sarnia Solar 6	Sarnia	OptiSolar Farms Canada Inc.	10,000
SENYSHYN	Toronto	Monica Harhay	1
Smokey Creek Farm Solar System	Arthur	Peter Carrie	10
Smokey Creek Farm Solar System 2	Arthur	Peter Carrie	10
Solar Array # 2	Point Edward	Perchworks Corporation	10
Solar Array # 3	Point Edward	Perchworks Corporation	10
Solar Array # 4	Point Edward	Perchworks Corporation	10
Solar Array # 5	Point Edward	Perchworks Corporation	10
Solar Array # 6	Point Edward	Perchworks Corporation	10
Solar Array # 7	Point Edward	Perchworks Corporation	10
Solar Array #1	Point Edward	Perchworks Corporation	10
Solar Panels	Toronto	Nora Long/Michael McCoy	1
SunSaver1	Innerkip	Arntjen Solar NA	113
Sunshine	Toronto	Maria Bucholc & Mark Wright	1
TDSB, Rawlinson Community School	Toronto	Toronto District School Board	9.9
Terra View Woodlawn	Guelph	Andrew Lambden	2.88
The Hansen Farm	Enterprise	Hans J Hansen	6
Tilbury Solar 1	Tilbury	OptiSolar Farms Canada Inc.	10,000
Tilbury Solar 2	Tilbury	OptiSolar Farms Canada Inc.	10,000
Villa St. Joseph	Cobourg	The Corporation of the Sisters of St. Jo	1
Walpole 1 Solar Farm	Hagersville/Nanticoke, Haldimand County	OptiSolar Farms Canada Inc.	10,000
Watts Up	Newcastle	Watts Up Solar	9
Watts Up Solar 2007-1	Newcastle	Watts Up Solar	9
Watts Up Solar 2007-10	Newcastle	Watts Up Solar	9
Watts Up Solar 2007-2	Newcastle	Watts Up Solar	9
Watts Up Solar 2007-3	Newcastle	Watts Up Solar	9

A Progress Report on Renewable Energy Standard Offer Program

Watts Up Solar 2007-4	Newcastle	Watts Up Solar	9
Watts Up Solar 2007-5	Newcastle	Watts Up Solar	9
Watts Up Solar 2007-6	Newcastle	Watts Up Solar	9
Watts Up Solar 2007-7	Newcastle	Watts Up Solar	9
Watts Up Solar 2007-8	Newcastle	Watts Up Solar	9
Watts Up Solar 2007-9	Newcastle	Watts Up Solar	9
WISE, 11 Menin	Toronto	David Shindman	3
WISE, 131 Westmoreland	Toronto	Jay Ferguson and Michelle Cader	3.3
WISE, 133 Grace	Toronto	Stephan Gustajtis	5
WISE, 14 Times	Toronto	John Fodi	2.04
WISE, 158 Arlington	Toronto	Judith Silver	2
WISE, 2 Pinewood	Toronto	Alexandra D. Fischer	2
WISE, 20 Flanders	Toronto	Linda Litwack and Charles Sise	2.8
WISE, 215 Winona	Toronto	Richard Ivey and Joanna Wisniewski	2.8
WISE, 218 Winona	Toronto	Brian Lowell Langille	3
WISE, 26 Biggar	Toronto	Beverley Jackson and Aubrey Spring	2
WISE, 29 Tyrrel	Toronto	Raymond Whitehead	3
WISE, 31 Pinewood	Toronto	Sheila Goldberg	2
WISE, 40 Haverson	Toronto	Denise Lafrance and Larry Rivest	3.3
WISE, 434 Winona	Toronto	Kathlene Willing and Michiomi Kabayama	3
WISE, 45 Helena	Toronto	Sandra Campbell	3
WISE, 46 Father Ermanno	Woodbridge	Gregory Boyd	4.8
WISE, 54 Ellsworth	Toronto	Monica MacMahon and Stanley Yack	2
WISE, 621 Lonsdale	Toronto	David Beutel and Raqnel Cader	3
WISE, 66 Ellsworth	Toronto	Ann Rosenfield	3
WISE, 762 Euclid	Toronto	Robert Chen	5
WISE, 86 Pinewood	Toronto	Arun Mukherjee	2
WISE, 91 Raglan	Toronto	Jean and Barrie Zwicker	3
WISE, 96 Ilford	Toronto	Christopher Eaton and Laura Reinsborough	2.04

A Progress Report on Renewable Energy Standard Offer Program

WISE, 99 Springmount	Toronto	John Keating and Susan Noakes	3
WISE, 99 Winnett	Toronto	Barbara Rahder	3

Table 6: Water Power Contracts Executed to Date

Project Name	Project City	Proponent Name	Gross Capacity (kW)
Chaudière Grinder Sluiceway Generation	Ottawa	Energy Ottawa Inc.	709
Eganville Generation Corporation	Eganville	Township of Bonnechere Valley	840
Gitchi Animki Bezbig	Herrick Lake Area Township	Pic Moberg Hydro Power Joint Venture	8,280
Gitchi Animki Niizh	Brothers Township	Pic Moberg Hydro Power Joint Venture	9,900
High Falls	Bracebridge	Bracebridge Generation Ltd.	1500
McLeod Dam	Belleville	Quinte Conservation	950
Misema Hydroelectric Plant	Marter Township	Canadian Renewable Energy Corporation	3,100
Pinkerton Power (Joyrun Farms Inc)	Pinkerton	Joyrun Farms Inc./John and Irma DeVries	100
Ron Klages Power	Chesley	Ron Klages	80
Thornbury G.S.	Thornbury	Grandview Farms	120
Welland Canal Weir 1 Generating Station	St. Catharines	Rankin Renewable Power Inc.	2,000
Welland Canal Weir 2 Generating Station	St. Catharines	Rankin Renewable Power Inc.	2,000
Welland Canal Weir 3 Generating Station	Niagara-On-The-Lake	Rankin Renewable Power Inc.	2,000
Wilson's Mill	Fergus	Wilson's Mill Power Inc.	250

Table 7: Bio-Energy Contracts Executed to Date

Project Name	Project City	Proponent Name	Gross Capacity (kW)
Landfill			
Britannia Landfill Gas Utilization	Mississauga	Integrated Gas Recovery Services Inc.	5,625
Classic Power – Aurora	Aurora	Classic Power Corporation	1,060
East Quarry Landfill Gas Utilization	Thorold	Glenridge Gas Utilization Inc.	1,063
Glanbrook Landfill Gas Power Plant	Binbrook	Hamilton Renewable Power Inc.	3,200
Halton Landfill Biogas Generation	Milton	Oakville Hydro Energy Services Inc.	2,126

A Progress Report on Renewable Energy Standard Offer Program

Petrolia Renewable Energy Project	Petrolia	Bluewater Power Generation Corporation	3200
Sarnia Landfill Renewable Energy Project	Sarnia	Sarnia Hydro Energy Services	1,600
Sudbury Landfill Gas Generation Project	Sudbury	1700211 Ontario Inc.	1,600
Thunder Bay Landfill Gas Utilization	Thunder Bay	Thunder Bay Hydro Renewable Power Inc.	3,200
Waterloo Landfill Gas Power Plant	Waterloo	Toromont Energy Limited	4,625
Biomass			
Atikokan Energy Generation Ltd	Atikokan	Delta Energy Co Ltd	10,000
Greenview Power 951584 Ontario Inc.	Harcourt	Greenview Power 951584 Ontario Inc.	3,950
Liberty Energy Centre	Hamilton	Liberty Energy, Inc.	5,760
Biofuel			
Fepro Farms (Klaesi Farm)	Cobden	Paul Klaesi	50
Kingsville Energy	Ruthven	Carl Avers	8,439
Terryland Farms Inc	St-Eugene	George Heinzle	180
West Lorne BioOil Co-Generation	West Lorne	West Lorne BioOil Co-Generation LP	2,500

Projects Reaching Commercial Operation

Table 8: Contracts Reaching Commercial Operation by Month (rounded to nearest kW)

	Wind		Solar PV		Water Power		Bio-Energy		Total	
	#	Capacity	#	Capacity	#	Capacity	#	Capacity	#	Capacity
January	0	0	0	0	1	1,500	0	0	1	1,500
February	0	0	0	0	0	0	0	0	0	0
March	0	0	0	0	0	0	1	5,625	1	5,625
April	1	660	0	0	0	0	0	0	1	660
May	1	1,800	2	3	1	3,100	2	5,685	6	10,588
June	0	0	4	27	0	0	1	2,126	5	2,153
July	0	0	1	100	2	180	1	1,600	4	1,880
August	0	0	7	63	1	250	0	0	8	313
September	1	65	7	14	0	0	1	180	9	259
October	1	250	10	28	0	0	0	0	11	278
November	0	0	11	40	1	840	2	1,650	14	2,530
Year to date	4	2,775	42	275	6	5,870	8	16,866	60	25,786

Chart 3: Total Capacity of RESOP Contracts per Fuel Source (Year to Date)

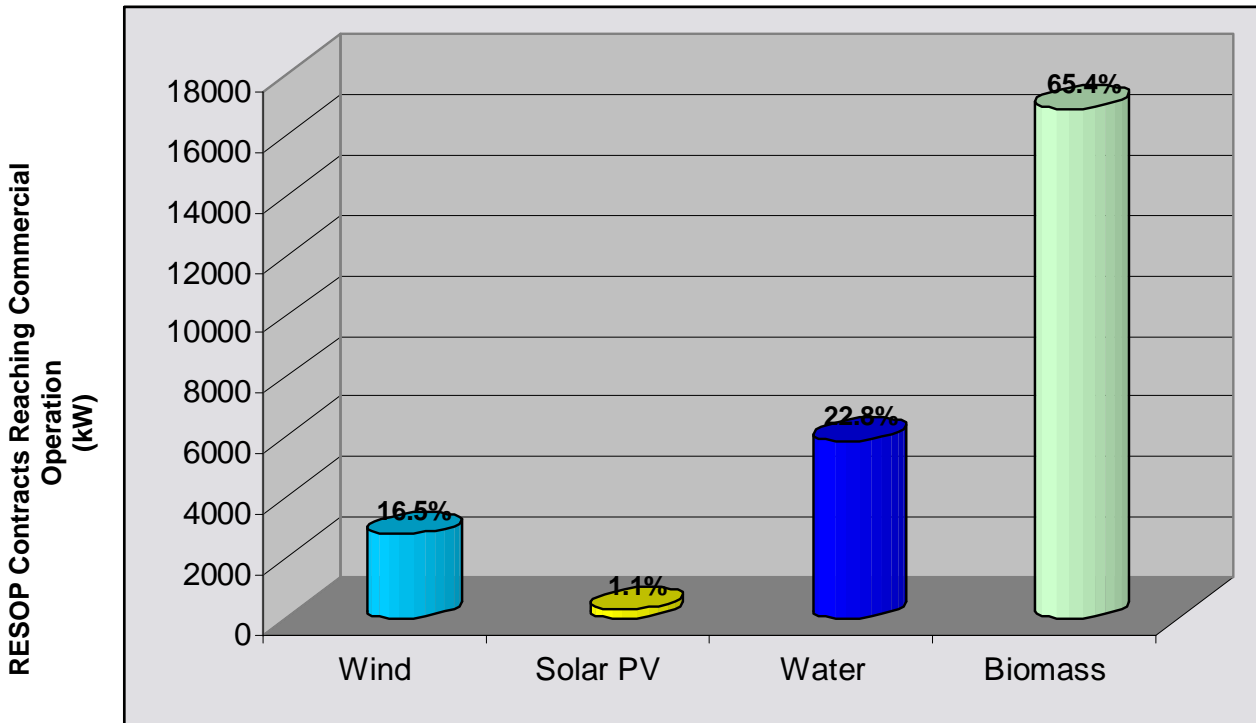
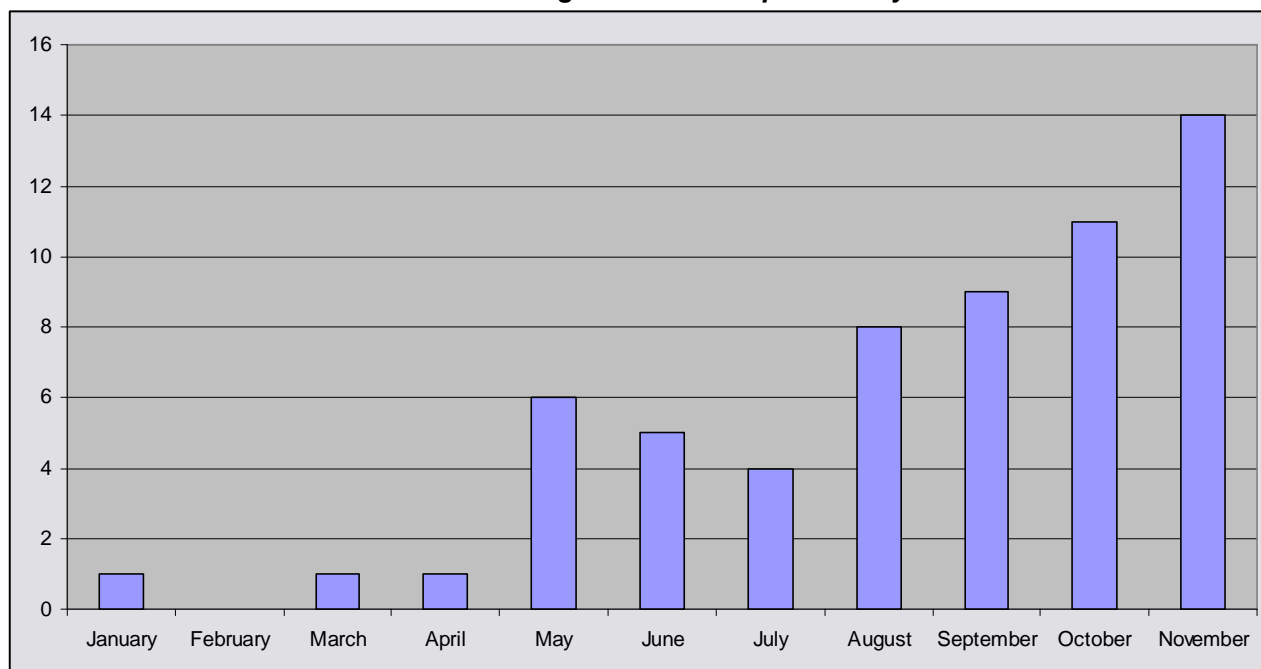


Chart 4: Total Number of Contracts Reaching Commercial Operation by Month



Projects that have reached Commercial Operation to date are listed below:

Table 9: Executed Contracts that have reached COD to Date

Project Name	Project LDC	Project Source	Gross Capacity (kW)	Actual Commercial Operation Date
High Falls	Lakeland Power Distribution Ltd.	Water	1,500	29/01/2007
Britannia Landfill Gas Utilization	Enersource Hydro Mississauga	LandFill	5,625	27/03/2007
Port Albert Wind Farm	Hydro One Networks Inc.	Wind	660	20/04/2007
Ferndale Wind Farm	Hydro One Networks Inc.	Wind	1,800	08/05/2007
Miller PV 190 Collingwood Kingston	Utilities Kingston	SolarPV	1	09/05/2007
Misema Hydroelectric Plant	Hydro One Networks Inc.	Water	3,100	10/05/2007
Classic Power - Aurora	Powerstream Inc.	LandFill	1,060	15/05/2007
Waterloo Landfill Gas Power Plant	Kitchener Wilmot Hydro Inc.	LandFill	4,625	18/05/2007
Louis #1	Hydro One Networks Inc.	SolarPV	3	24/05/2007
Watts Up	Hydro One Networks Inc.	SolarPV	9	13/06/2007
Halton Landfill Biogas Generation	Milton Hydro	LandFill	2,126	18/06/2007
Hone Heke Hydro	Burlington Hydro	SolarPV	4	21/06/2007

A Progress Report on Renewable Energy Standard Offer Program

ARISE Technologies Alpha One	Waterloo North Hydro	SolarPV	8	26/06/2007
Cumberland Photovoltaic Project	Enersource Hydro Mississauga	SolarPV	6	30/06/2007
Ron Klages Power	Hydro One Networks Inc.	Water	80	06/07/2007
Board of Governors of Exhibition Place	Toronto Hydro Electric System	SolarPV	100	09/07/2007
Pinkerton Power (Joyrun Farms Inc)	Hydro One Networks Inc.	Water	100	19/07/2007
Sudbury Landfill Gas Generation Project	Greater Sudbury Hydro Inc.	LandFill	1,600	30/07/2007
Queen's University Goodwin PVA	Utilities Kingston	SolarPV	20	01/08/2007
Gregory Steele	Toronto Hydro Electric System	SolarPV	3	02/08/2007
Smokey Creek Farm Solar System	Hydro One Networks Inc.	SolarPV	10	10/08/2007
Wilson's Mill	Centre Wellington Hydro Ltd.	Water	250	17/08/2007
Region of Waterloo EMS Building 20kW PV	Cambridge and North Dumfries Hydro Inc.	SolarPV	20	21/08/2007
Hinrich Farm	Hydro One Networks Inc.	SolarPV	3	24/08/2007
Greylawn Crescent Solar Project	Toronto Hydro Electric System	SolarPV	1	27/08/2007
The Hansen Farm	Hydro One Networks Inc.	SolarPV	6	31/08/2007
Pulver Power	Toronto Hydro Electric System	SolarPV	2	01/09/2007
Terryland Farms Inc	Hydro One Networks Inc.	Biogas	180	07/09/2007
Salvatore Amenta	Hydro One Networks Inc.	SolarPV	3	07/09/2007
Little WhiteFish	Toronto Hydro Electric System	SolarPV	3	10/09/2007
Solar Panels	Toronto Hydro Electric System	SolarPV	1	10/09/2007
Q241 Ross	Hydro One Networks Inc.	SolarPV	2	11/09/2007
29 Bernard Avenue	Toronto Hydro Electric System	SolarPV	2	30/09/2007
Amos Bauman	Waterloo North Hydro	Wind	65	30/09/2007
336logan	Toronto Hydro Electric System	SolarPV	1	30/09/2007
WISE, 133 Grace	Toronto Hydro Electric System	SolarPV	5	12/10/2007
WISE, 31 Pinewood	Toronto Hydro Electric System	SolarPV	2	12/10/2007
WISE, 26 Biggar	Toronto Hydro Electric System	SolarPV	2	12/10/2007
WISE, 158 Arlington	Toronto Hydro Electric System	SolarPV	2	12/10/2007
WISE, 99 Winnett	Toronto Hydro Electric System	SolarPV	3	12/10/2007
WISE, 29 Tyrrel	Toronto Hydro Electric System	SolarPV	3	12/10/2007

A Progress Report on Renewable Energy Standard Offer Program

WISE, 434 Winona	Toronto Hydro Electric System	SolarPV	3	12/10/2007
WISE, 99 Springmount	Toronto Hydro Electric System	SolarPV	3	12/10/2007
Barrie's Asparagus	Cambridge North Dumfries Hydro	SolarPV	3	15/10/2007
Jura Wind	Hydro One Networks Inc.	Wind	250	17/10/2007
Hunsburger Solar Power	Toronto Hydro	SolarPV	2	29/10/2007
Fepro Farms (Klaesi Farm)	Hydro One Networks Inc.	Biogas	50	01/11/2007
WISE, 86 Pinewood	Toronto Hydro Electric System	SolarPV	2	02/11/2007
WISE, 762 Euclid	Toronto Hydro Electric System	SolarPV	5	02/11/2007
WISE, 11 Menin	Toronto Hydro Electric System	SolarPV	3	02/11/2007
WISE, 54 Ellsworth	Toronto Hydro Electric System	SolarPV	2	02/11/2007
WISE, 96 Ilford	Toronto Hydro Electric System	SolarPV	2.04	02/11/2007
WISE, 218 Winona	Toronto Hydro Electric System	SolarPV	3	02/11/2007
WISE, 14 Times	Toronto Hydro Electric System	SolarPV	2.04	02/11/2007
WISE, 621 Lonsdale	Toronto Hydro Electric System	SolarPV	3	02/11/2007
Eganville Generation Corporation	Hydro One Networks Inc.	Water	840	08/11/2007
Sarnia Landfill Renewable Energy Project	Bluewater Power Distribution Corporation	LandFill	1,600	15/11/2007
TDSB, Rawlinson Community School	Toronto Hydro Electric System	SolarPV	9.9	21/11/2007
Roblyn one	Hydro One Networks Inc.	SolarPV	9.9	21/11/2007
332 Schooner Cres.	Waterloo North Hydro Inc.	SolarPV	3.6	27/11/2007

Projects with an Option Agreement

Projects that have an executed Option Agreement are listed below:

Table 10: Option Agreements Executed in '07

Project Name	Project City	Proponent Name	Gross Capacity (kW)
Ferndale V82's	Lion's Head	Sky Generation Inc.	3,300